

Willamette Water Supply




Our Reliable Water

POTENTIAL PIPELINE ROUTES



RESERVOIRS TO HILLSBORO

Pipeline routes shown are preliminary and subject to refinement as designs develop.

POTENTIAL WATER PIPELINE ROUTES

- A**  Red line with vertical dashes
- B**  Green line with vertical dashes
- C**  Yellow line with vertical dashes

DASHED LINES INDICATE TUNNELING

- D-E**  Dotted line FROM SW 124TH
- A-D**  Line with triangles TO BEAVERTON

